



TRUCKEE MEADOWS PARKS FOUNDATION

AWARENESS • APPRECIATION • STEWARDSHIP

The Student Stewards Program presents Distance Learning Week 3 - Sky











This scientific journal belongs to: _____

Today's weather:

Draw a **circle** around the weather for the morning

Draw a **square** around the weather for the afternoon

Draw a **triangle** around the weather for the evening

| Monday | Tuesday | Wednesday | Thursday | Friday |
|--|---|---|--|---|
|  |  |  |  |  |
|  |  |  |  |  |


Was the weather the same throughout the day?

| Monday | Tuesday | Wednesday | Thursday | Friday |
|----------|----------|-----------|----------|----------|
| Yes / No | Yes / No | Yes / No | Yes / No | Yes / No |

Steward - someone who takes care of or protects something


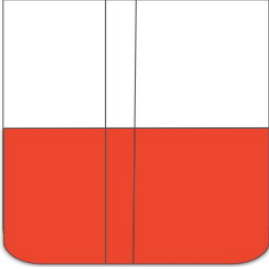
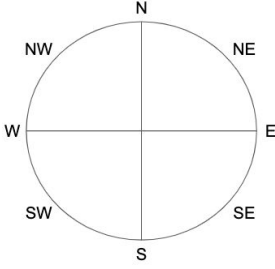
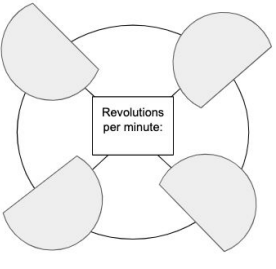

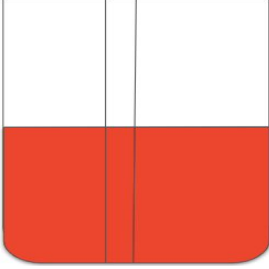
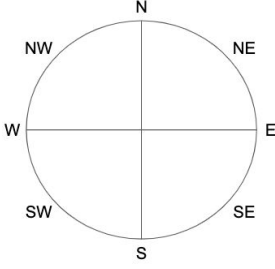
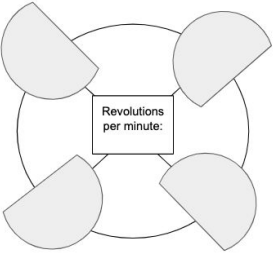

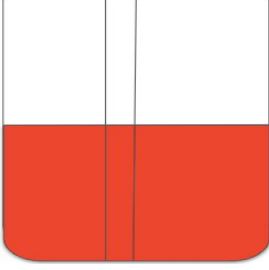
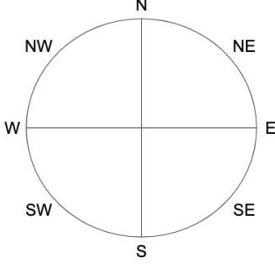
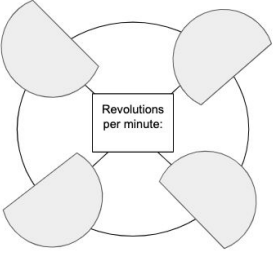
How can I be a steward of the atmosphere?

Draw something you see in the sky:

A large, empty rectangular box with a black border, intended for drawing something seen in the sky.

Weather Station

Visit our Student Stewards Science page on YouTube to learn how to make your own weather station! Record the data from your weather station here!

| | Rain Gauge Color the jar to match precipitation in your cup! | Thermometer Color the straw to represent the temperature in your yard! | Wind Vane Draw an arrow in the direction the wind is blowing! | Wind Anemometer Count how many revolutions your cup makes in 1 minute! |
|---------------------------------|---|---|--|---|
| Morning Time: _____ |  |  |  |  |
| Afternoon Time: _____ |  |  |  |  |
| Evening Time: _____ |  |  |  |  |

Cloud Identification

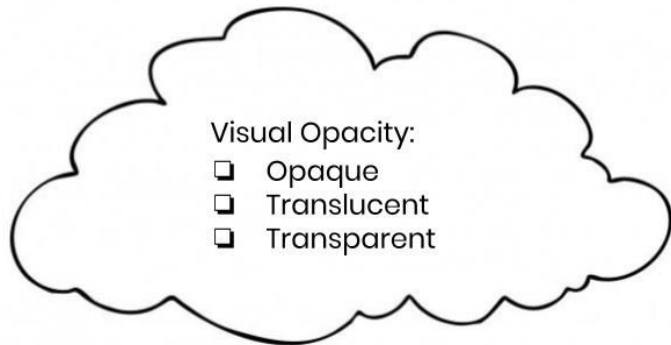
Watch the Student Stewards Science Video about Cloud Identification on YouTube. Then make some observations, record your data, and draw your favorite cloud below!

Morning Observations:



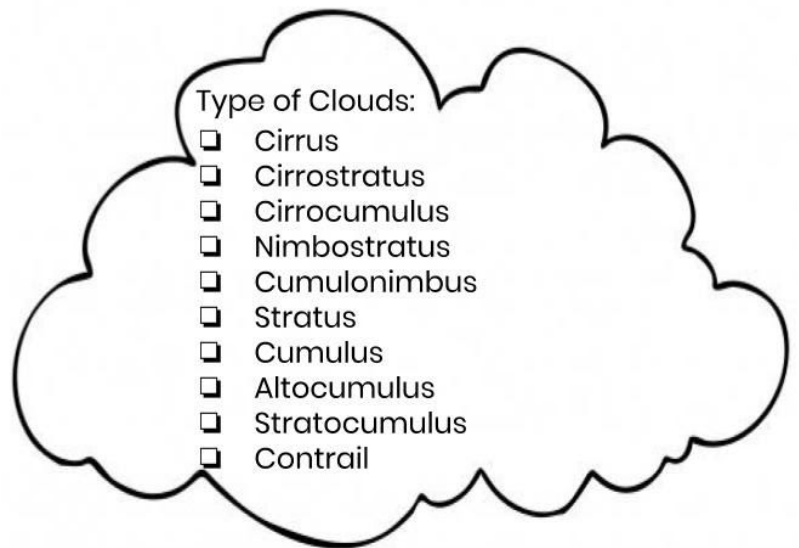
Cloud Cover:

- Clear
- Partly Cloudy
- Mostly Cloudy
- Overcast



Visual Opacity:

- Opaque
- Translucent
- Transparent



Type of Clouds:

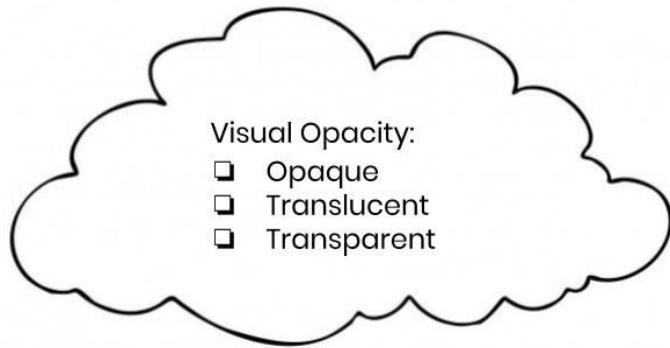
- Cirrus
- Cirrostratus
- Cirrocumulus
- Nimbostratus
- Cumulonimbus
- Stratus
- Cumulus
- Altocumulus
- Stratocumulus
- Contrail

Afternoon Observations:



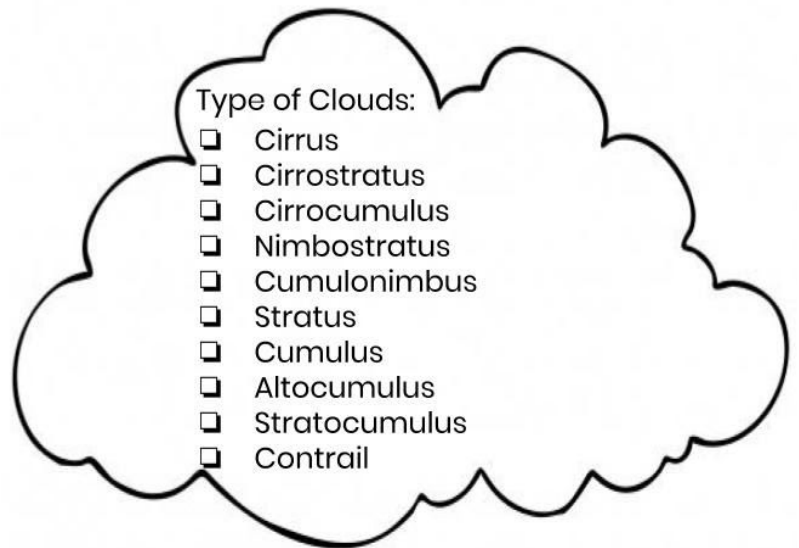
Cloud Cover:

- Clear
- Partly Cloudy
- Mostly Cloudy
- Overcast



Visual Opacity:

- Opaque
- Translucent
- Transparent



Type of Clouds:

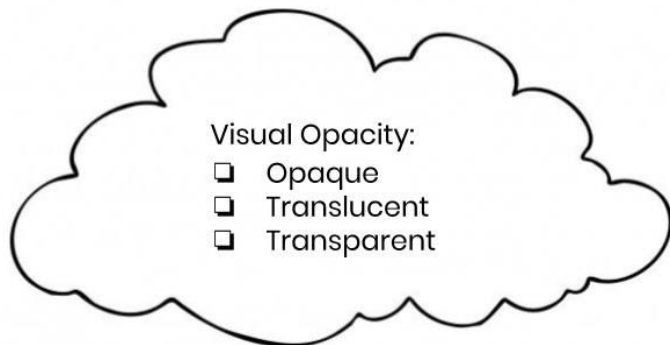
- Cirrus
- Cirrostratus
- Cirrocumulus
- Nimbostratus
- Cumulonimbus
- Stratus
- Cumulus
- Altcumulus
- Stratocumulus
- Contrail

Evening Observations:



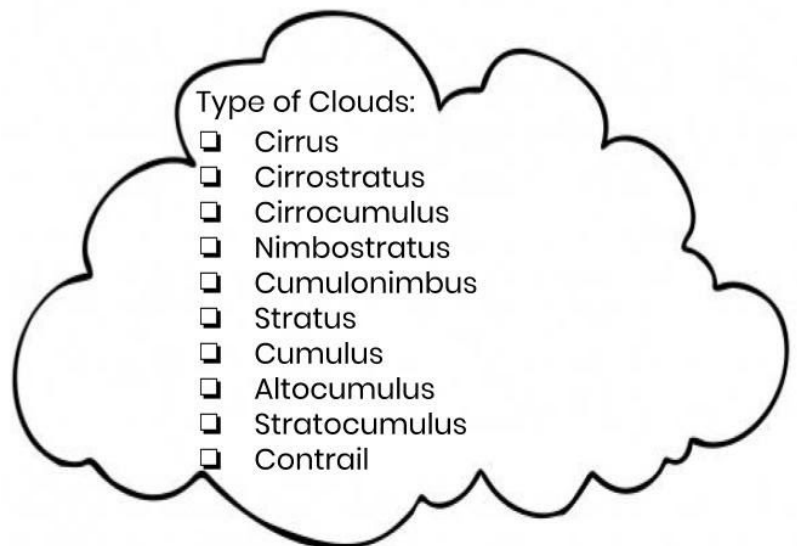
Cloud Cover:

- Clear
- Partly Cloudy
- Mostly Cloudy
- Overcast




Visual Opacity:

- Opaque
- Translucent
- Transparent



Type of Clouds:

- Cirrus
- Cirrostratus
- Cirrocumulus
- Nimbostratus
- Cumulonimbus
- Stratus
- Cumulus
- Altcumulus
- Stratocumulus
- Contrail



Draw a picture of your favorite cloud or the one you find most interesting.

Conclusion

Answer the following questions:

1. What was the weather like?

2. How does weather affect the Earth?

3. What happens to things like mountains, rocks, and dirt when it rains or there are high winds?

4. What kinds of animals are able to survive in the weather we have here in Nevada?

***For more info, watch the Student Stewards Science Videos, check out:
<https://www.tmparksfoundation.org/student-stewards-science-videos>***