

A Trout's Life

In the wild and in the hatchery



An educational activity book for all ages
by the
California Department of Fish and Wildlife

A Trout's Life

In the wild and in the hatchery
An educational activity book for all ages

Discover the life of trout in nature and in the hatchery. Color the pictures, help the trout through the river maze and solve the puzzles.

All living things, including trout, need food, space, shelter and clean water. If you respect the land and keep lakes and rivers clean, you help all living things.

This book was produced by:
The California Department of Fish and Wildlife
Statewide Hatcheries Interpretive Program,
a Sport Fish Restoration Act grant program.

Edition: March 2013

*Illustrations and cover art by:
Kyle Hailey and John Williams*

For more information about the
California Department of Fish and Wildlife visit:

www.wildlife.ca.gov
Heritage and Wild Trout Program
www.dfg.ca.gov/wildtrout/
CDFW Hatchery System
www.dfg.ca.gov/fish/hatcheries/




Rainbow Trout

Oncorhynchus mykiss

Connect the dots to give the trout his fins so he can swim up the river.




A Trout's Life in the Wild



Eggs and Alevin

Eggs develop in the gravel and hatch into alevin. The alevin feed off their yolk sack as they grow into tiny fish. These small fish, called fry, swim out of the gravel in search of food.




Spawning

Trout deposit and fertilize eggs in the gravel of streambeds. Gravel provides protection for the eggs while the fresh running water supplies plenty of oxygen.

Fry

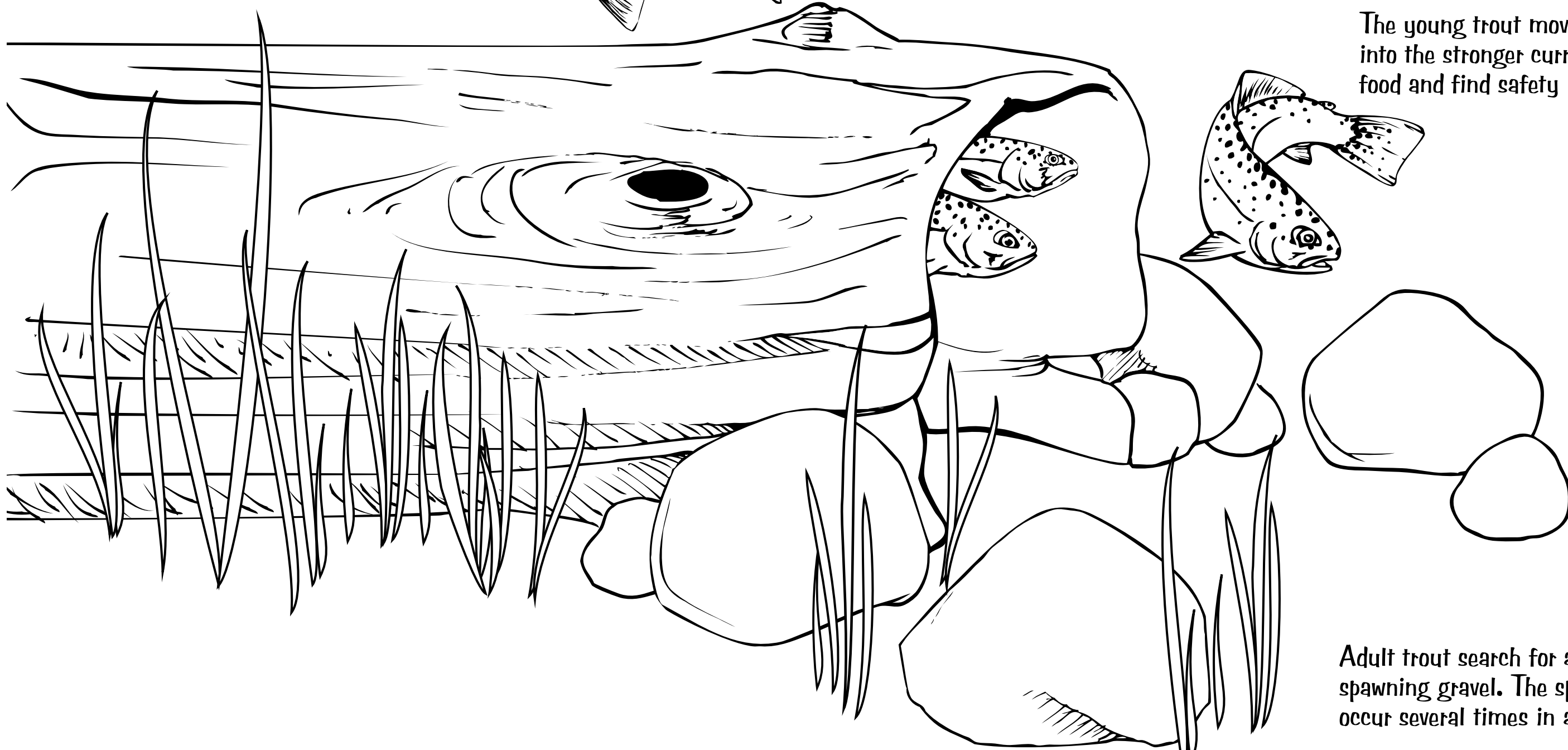
The grass and rocks in the stream bank provide food and shelter for the small fry as they grow larger and stronger.





Adults

The young trout move from shallow areas into the stronger current in search of food and find safety in the deep pools.

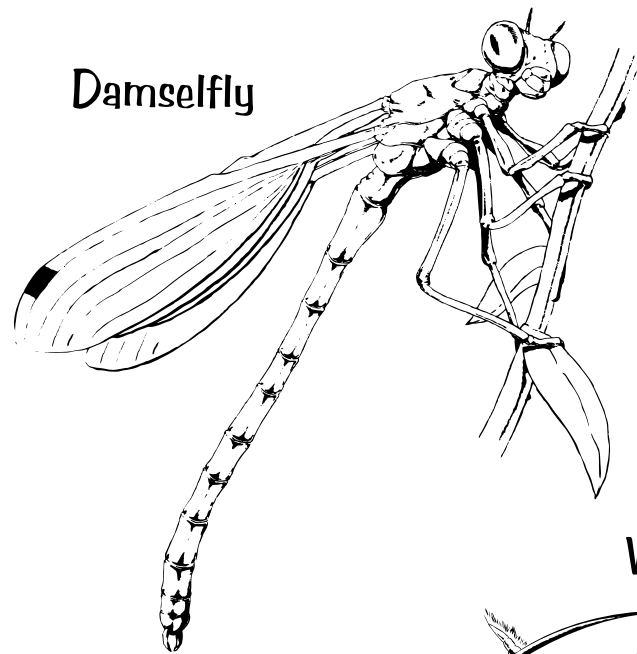


Adult trout search for a mate and suitable spawning gravel. The spawning process can occur several times in a trout's life.

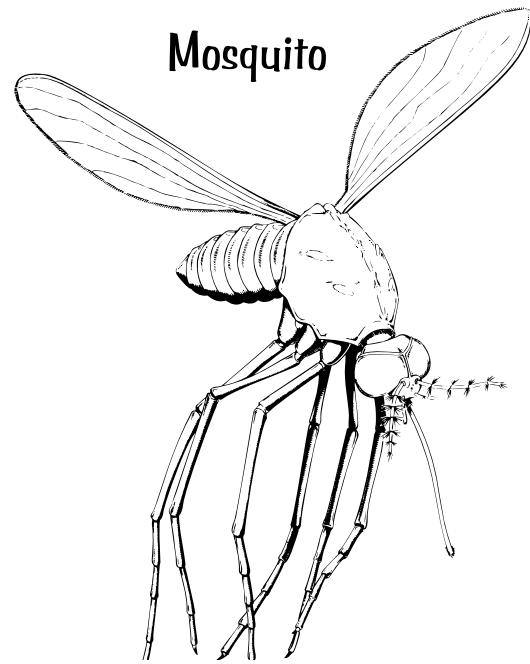
Trout feed on Bugs!

In the wild, aquatic insects are part of a trout's diet.

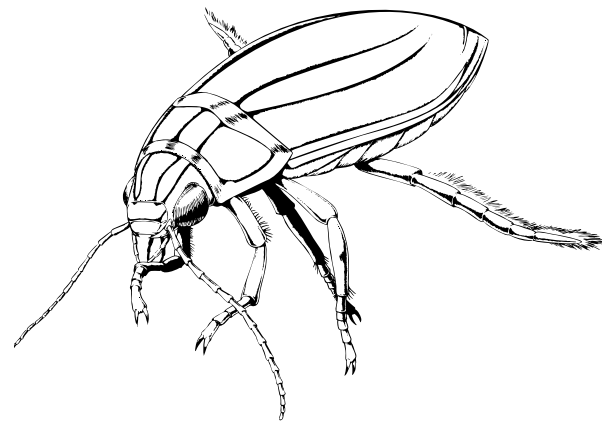
Word Find What Do Trout Eat?



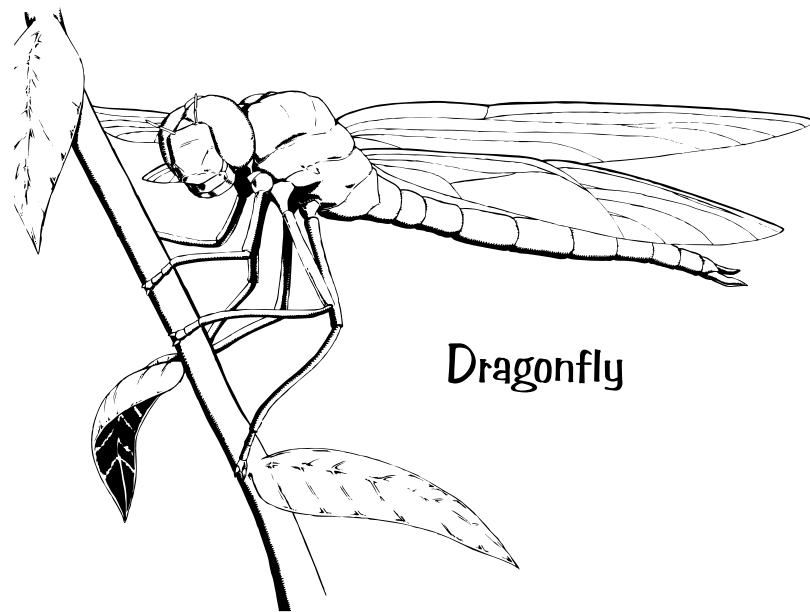
Damselfly



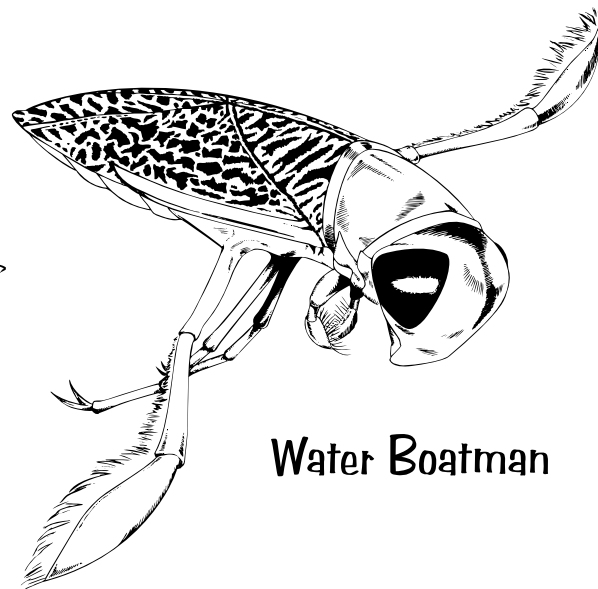
Mosquito



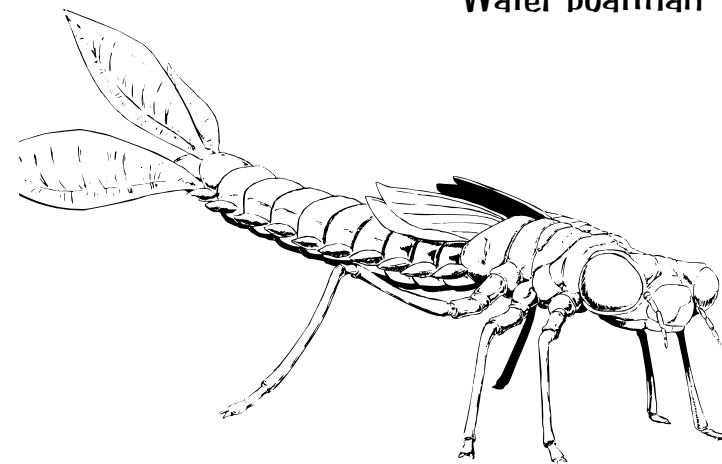
Water Beetle



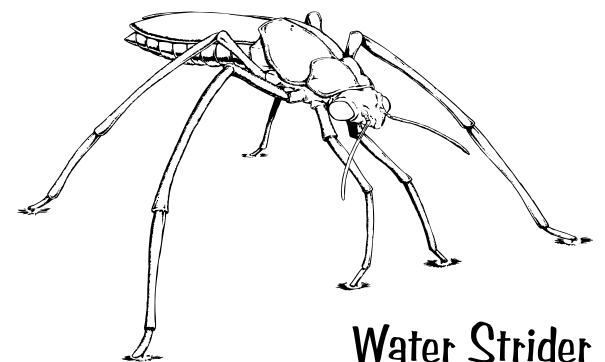
Dragonfly



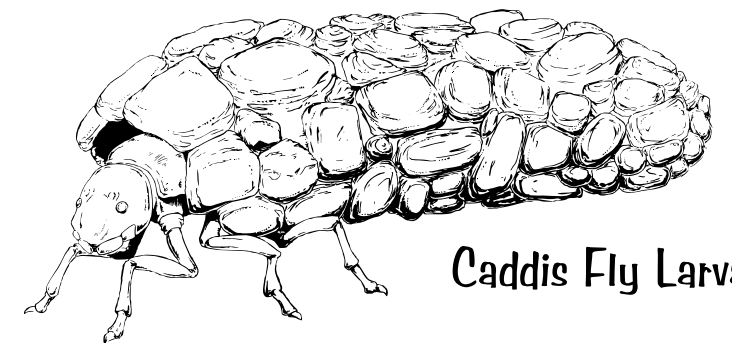
Water Boatman



Damselfly Nymph



Water Strider



Caddis Fly Larva

K	W	W	V	D	R	A	G	O	N	F	L	Y	N
I	Y	L	F	Y	A	M	L	A	R	V	A	T	I
C	W	R	X	H	I	K	P	W	H	Y	V	K	W
W	N	A	Q	W	L	N	W	U	L	D	T	Y	A
A	F	U	T	A	C	T	P	F	B	S	U	N	T
T	S	M	Q	E	N	S	S	R	H	T	A	Y	E
E	T	N	W	G	R	I	F	G	S	Y	H	M	R
R	O	I	O	E	D	S	O	S	E	N	F	P	B
B	N	X	I	D	O	K	T	U	W	E	W	H	O
E	E	D	A	S	C	U	D	R	I	X	G	U	A
E	F	C	I	N	Y	Z	L	M	I	D	B	T	T
T	L	V	X	P	G	Q	U	Y	E	D	Q	C	M
L	Y	C	O	T	I	U	Q	S	O	M	E	B	A
E	C	D	A	M	S	E	L	F	L	Y	M	R	N



- Damselfly
- Dragonfly
- Mosquito
- Water strider
- Water beetle
- Water boatman

- Caddis fly
- Larva
- Scud
- Nymph
- Mayfly
- Stonefly

River Maze

Trouty wants to join her trout friends in the river's deep pool. But she has to avoid many dangers to get there. Help Trouty find her way safely to the pool.

START HERE



An eagle, swim away!



It's an angler, avoid the hook!

Yummy bugs!



Oh no! Polluted water!



Slow down for spawning grounds.



Be Bear Aware!



Yeah, Trouty found her friends in the deep pool!



Good job! You helped Trouty swim up the river, escape predators, avoid pollution, find food and make it to the safety of the deep pool.

Keep up the good work and when you visit the river, remember to do your part to keep areas you visit clean.

A Trout's Life in the Hatchery

The Spawning Process

Hatchery staff extract eggs and milt from the fertile adults in the artificial spawning process.



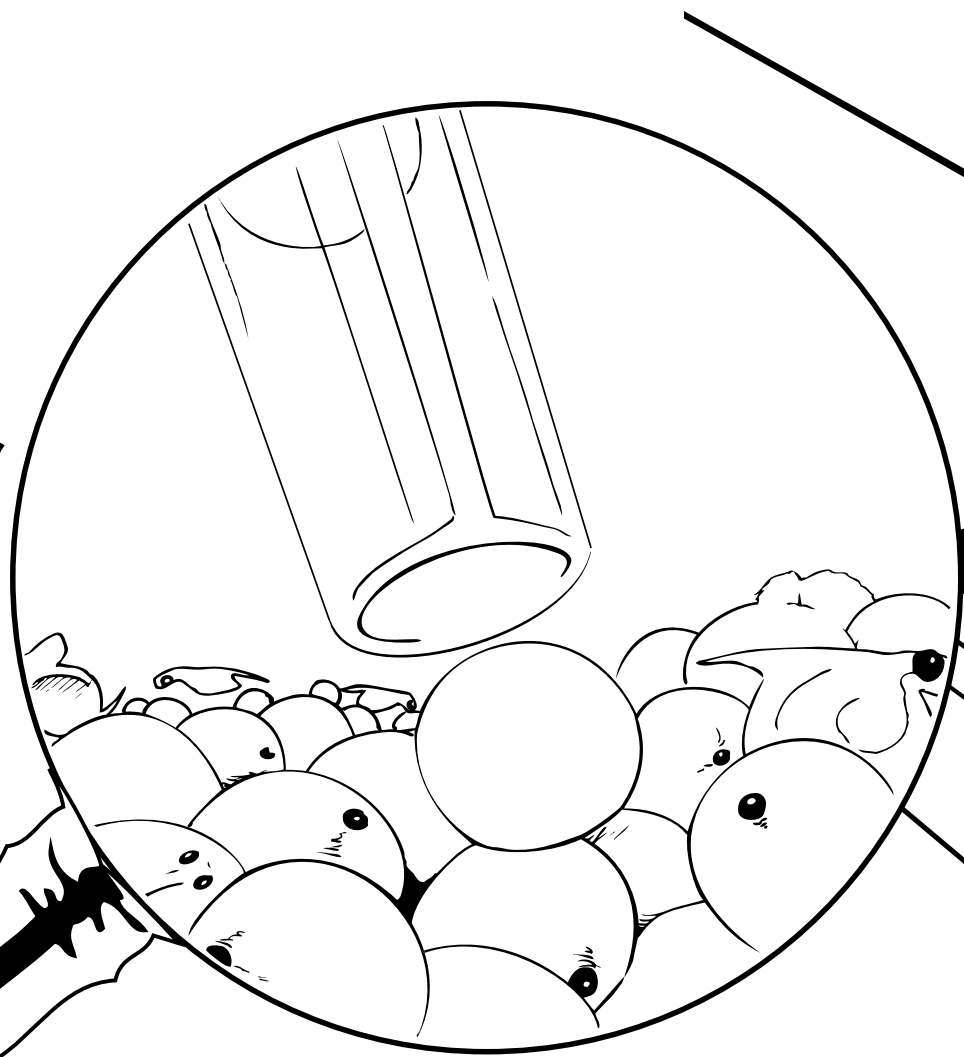
Egg Hatching

Once fertilized, eggs are transferred to hatching jars for incubation in the Hatchery Building.

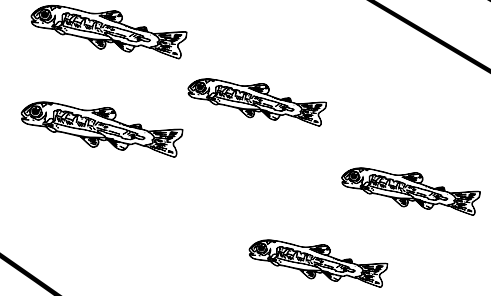
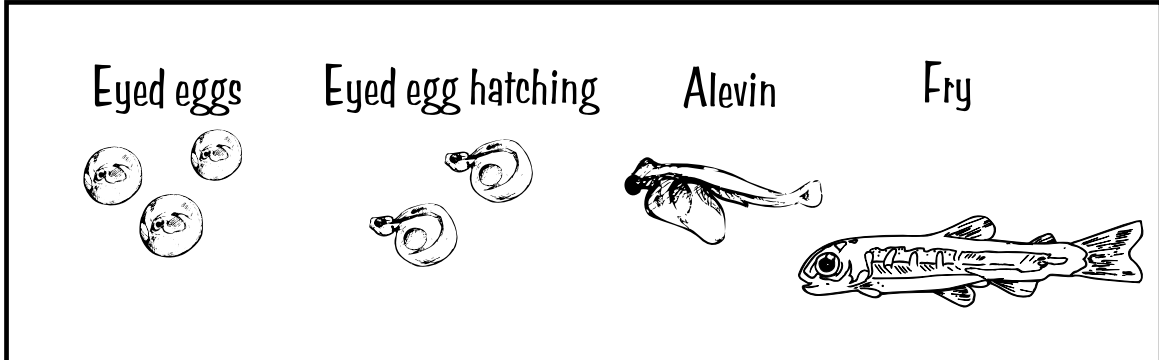
Egg and Alevin Care

After the eggs hatch, the hatchlings (alevin) are cared for in shallow troughs. Within a month, the young fish (fry) grow 1" to 2" and begin to eat. The fry grow in troughs for two to three months and are fed a special diet.

To protect the good eggs, bad eggs (white) are removed with a baster.




Trout Early Life Stages



Growing up to "Catchable Size"

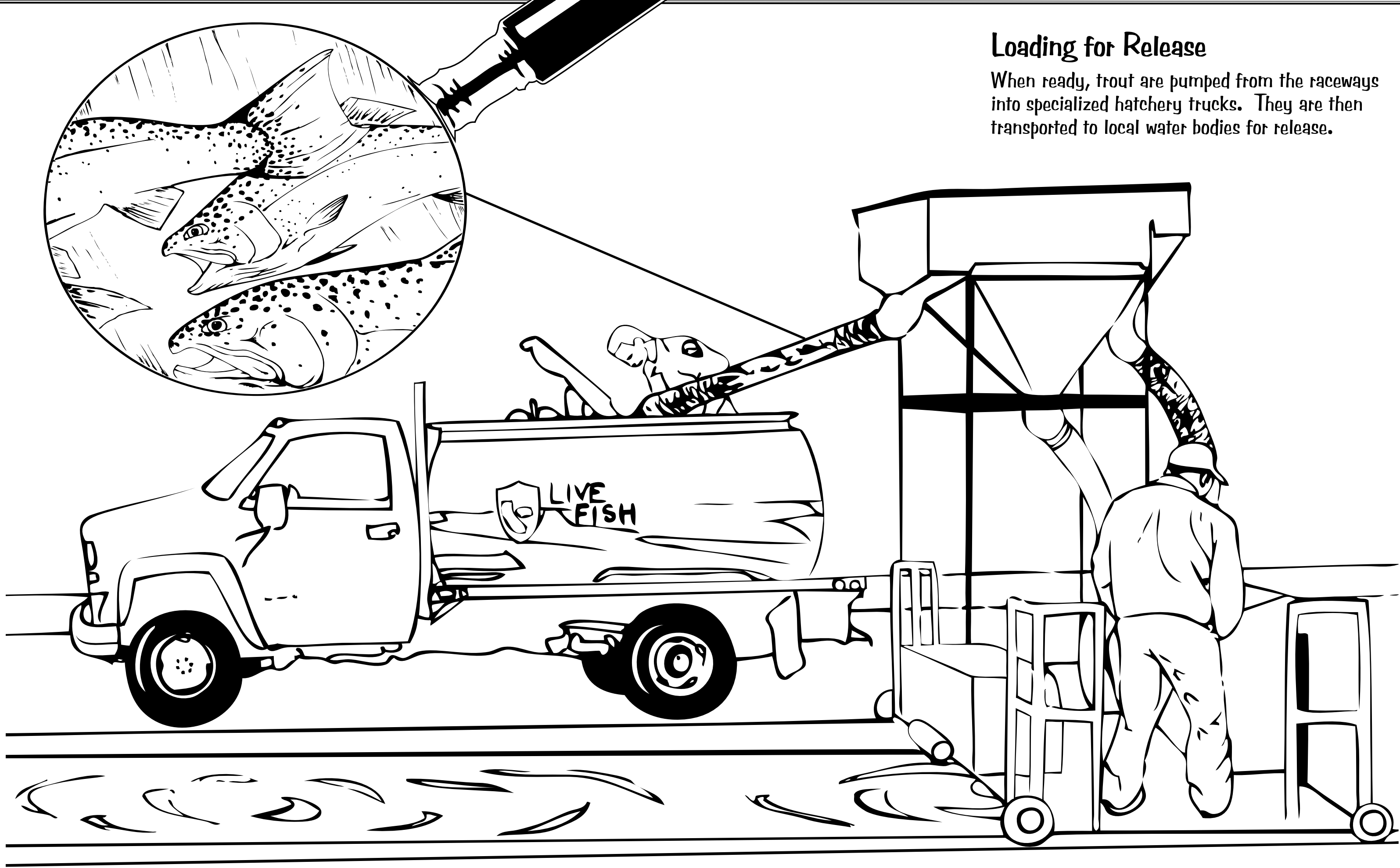
At the fingerling stage trout are moved outdoors to the hatchery raceways. The fingerlings and sub-catchable fish are fed several times a day until they grow to a "catchable size" of one-half pound or larger.



Much like humans, as the trout grow larger so does their feed size.

Loading for Release

When ready, trout are pumped from the raceways into specialized hatchery trucks. They are then transported to local water bodies for release.



Stocking

The fish weigh one-half pound to ten pounds when released (stocked).

Fish are released from trucks, stocked with nets, and even dropped from airplanes in local streams, rivers and lakes throughout the state.



The Angling Experience

In California, anglers of all ages have opportunities to fish for both hatchery and wild trout.

Remember: Always Fish Responsibly!



California's Native Trout


California is home to 11 native types of trout. These include rainbow, cutthroat, redband and golden trout. Brook and brown trout are not native to California but were introduced for fishing opportunities.

- | | | |
|--------------------------|--------------------------|-----------------------------|
| Coastal cutthroat trout | Coastal rainbow trout | Warner Lakes redband trout |
| Lahontan cutthroat trout | Eagle Lake rainbow trout | McCloud River redband trout |
| Paiute cutthroat trout | Kern River rainbow trout | Goose Lake redband trout |
| | Little Kern golden trout | |
| | California golden trout | |

California golden trout

Oncorhynchus mykiss aguabonita

California golden trout are one of 11 native trout forms found in the state. Although they originated from a small area in the Kern Plateau, they are now found in various high elevation streams and lakes across the Sierra Nevada. They are called golden trout because of their bright orange, red, and yellow bellies. In recognition of their great beauty, they were designated as the State Freshwater Fish in 1947.



Colors of the California golden trout

Dark Olive top- Yellow middle- Orange belly.

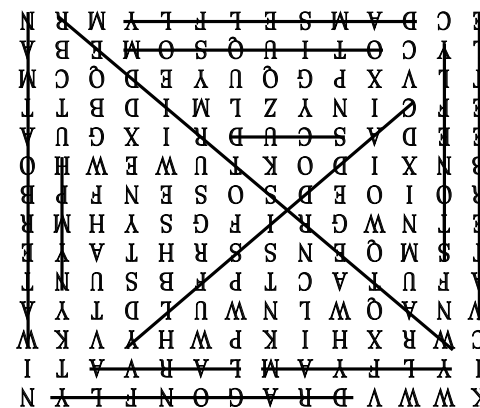
Along the middle there is a Red lateral line and dark blue parr marks. They have yellow fins with white tips. The lower fins and the tail fins are a more golden yellow.

Conservation Messages


Match the missing words to the sentences.

- | | |
|---|-----------|
| 1. Reduce, reuse, _____, be careful not to litter. | wildlife |
| 2. Don't _____ wildlife. | water |
| 3. Observe, but don't disturb _____. | fishing |
| 4. Keep _____ and rivers clean. | feed |
| 5. Obey _____, hunting and boating regulations. | restore |
| 6. Act responsibly toward fish, _____, landowners and the public. | anglers |
| 7. Volunteer to help clean or _____ a river. | connected |
| 8. Conserve _____ at home. | recycle |
| 9. All living things are _____. | fish |
| 10. Remember to _____ responsibly! | lakes |

What Do Trout Eat



River Maze




Missing Words

1. recycle 2. feed 3. wildlife 4. lakes 5. fishing 6. anglers 7. restore 8. water 9. connected 10. fish



**Your purchase of fishing equipment
and motor boat fuel supports boating
access and Sport Fish Restoration.**



Go Fish ~ Go Native ~ Go California